Downtown San Diego Clean & Safe Board of Directors

September 8, 2015 8:30 a.m.

401 B Street, Suite 100, San Diego, CA 92101

Welcome

- Non Agenda Public Comment
- Approval of Minutes 08.11.2015 (Page 2-3) Action

Guest Speaker

- East Village Green, Brad Richter, Ass. Vice President Planning, Civic San Diego & Mark Caro, Senior Planner/ Landscape Architect, Civic San Diego

Placemaking Update

- Community Meetings: Lise Koerschgen, Placemaking Manager (Page 4)

Team Update

- Clean Update (Page 5)
- Safe Update (Page 6)
- Homeless Update (Pages 7-8)

Financial Report

- Review & Accept July Financials (Pages 9-15) Action

Adjourn

THIS INFORMATION IS AVAILABLE IN ALTERNATIVE FORMATS UPON REQUEST.

To request an alternative format or to request a sign language or oral interpreter for the meeting, please contact the Clean & Safe Program office at least five (5) working days before the meeting at (619) 234-8900 to ensure availability. Assistive Listening Devices (ALDs) are available for the meeting upon advanced request.

Downtown San Diego Clean & Safe Board Meeting Minutes

Tuesday, August 11, 2015 - 8:30 a.m.
401 B Street, Suite 100, San Diego, CA 92101

Call to Order

The meeting was called to order by Sumeet Parekh at 8:33 a.m.

The following PBID Board Members were present: Sumeet Parekh, Mike Madigan and Nelson Ackerly, Bill Sauls, Christie Kong, Howard Greenberg, Michael Trimble, Glenna Schmidt, Mark Navarra, Joan, Wojcik, LC Cline, Barbara Daly and Rocco Joel

The following staff members were present: Bahija Hamraz, John Hanley, Kelly Knight, Lucky Michael, Alonso Vivas, Alex Gutierrez, Alicia Kostick, Caroline Stevens and Lise Koerschgen

Non Agenda Public Comment

No Public Comment.

Appointment of Directors

Mr. Parekh discussed the new Clean and Safe board objectives and opportunities as per the MDP.

Motion: To approve Clean and Safe Board members as nominated by community **By:** Mike Madigan. **Seconded By:** Nelson Ackerly. **Accepted unanimously**.

Introductions

New Clean and Safe Board of Directors and Clean and Safe staff introduce themselves.

Term Selection

Mr. Parekh discussed and reviewed the term selection for each board member. Each member drew a number to serve for either one, two or three year terms on the board.

Board Member	Term Expiration
Sumeet Parekh (Chairman)	July 2018
Bill Sauls	July 2016
Doug Korn	July 2018
Christie Kong	July 2016
Howard Greenberg	July 2016
Michael Trimble	July 2016
Mike Madigan (Secretary)	July 2016
Glenna Schmidt	July 2018
Mark Navarra	July 2017
Joan Wojcik	July 2017
LC Cline	July 2017
Barbara Daly	July 2017
Kris Michell	July 2017
Rocco Joel	July 2018
Nelson Ackerly (Treasurer)	July 2018

Team Overview – Bahija Hamraz

Ms. Hamraz discussed and reviewed the Clean and Safe boundaries and the services provided by Clean and Safe. She explained that the key to improving downtown is collaborating with every partner we can for Maintenance and Safety.

Maintenance Updates –Alex Gutierrez

Upcoming Projects
Mr. Gutierrez gave an overview of the upcoming projects for maintenance, which includes resurrecting the Gum Removal Process and Streetscape Improvements. A pilot week scheduled to start within the next few months and machines performance will be assessed.

Safety Updates –Bahija Hamraz

Ms. Hamraz discussed and review possible programs to begin like improvement through Crime Prevention through Environmental Design (CPTED).

Homeless Updates –Bahija Hamraz

Ms. Hamraz discussed the ways the Clean and Safe will be addressing the community needs by Town Hall Meetings, Unattended Property regulations, Triage Beds and Public Feedings through production of Public Service Announcements and an Internet Portal, for those who would like to serve meals.

Placemaking Updates –Lise Koerschgen

Current and Upcoming Events
Ms. Koerschgen discussed the ongoing events that have been taking place throughout downtown, such as Gaslamp Night Plaza and Sounds of Summer pop-up concerts. Ms. Koerschgen shared how these events have helped the community come together to enjoy time with family and friends.

Lastly, Ms. Koerschgen explained how Clean and Safe will be collaborating with each neighborhood through Town Hall Meetings to ensure the community desires for downtown. Dates are to be determined.

Member Discussion

Mr. Ackerly suggested that the Clean and Safe team talk to landlords to share information on successful products and tactics used for cleanliness and safety.

Adjourn
The Meeting was adjourned by Sumeet Parekh at 9:30 a.m.

DOWNTOWN SAN DIEGO PARTNERSHIP

What is Placemaking?

com·mu·ni·ty
kəˈmyo͞onədē

The people of a district considered collectively, especially in the context of social values and responsibilities; society

so·cia·ble
ˈsōSHəb(ə)l

Willing to talk and engage in activities with other people; friendly





func·tion
ˈfəNG(k)SH(ə)n

An activity or purpose natural to or intended for a person or thing

ac·ti·vate
ˈaktəˌvāt

Make (something) active or operative



col·lab·o·rate
kəˈlabəˌrāt

Work jointly on an activity, especially to produce or create something

cre·a·tive
krēˈādiv

Relating to or involving the imagination or original ideas, especially in the production of an artistic work.



Come join the Downtown San Diego Partnership Clean & Safe as we discuss the new Placemaking Program and what it can do for your neighborhood.

09.08.15	09.10.15	09.14.15	09.15.15	09.17.15	09.11.15
Marina	Core	East Village	Columbia	Cortez	Gaslamp
Embassy Suites	Co-Merge	Moniker Warehouse	1 Columbia Place	Mills House	Night Plaza
601 Pacific Highway	330 A Street	705 16th Street	401 West A Street	1610 7th Ave	Island between 4th & 5th Ave
5:30 PM	5:30 PM	5:30 PM	5:30 PM	6:00 PM	6:00 PM

Downtown San Diego Clean & Safe Board Maintenance Update

Activity Report July - August 2015

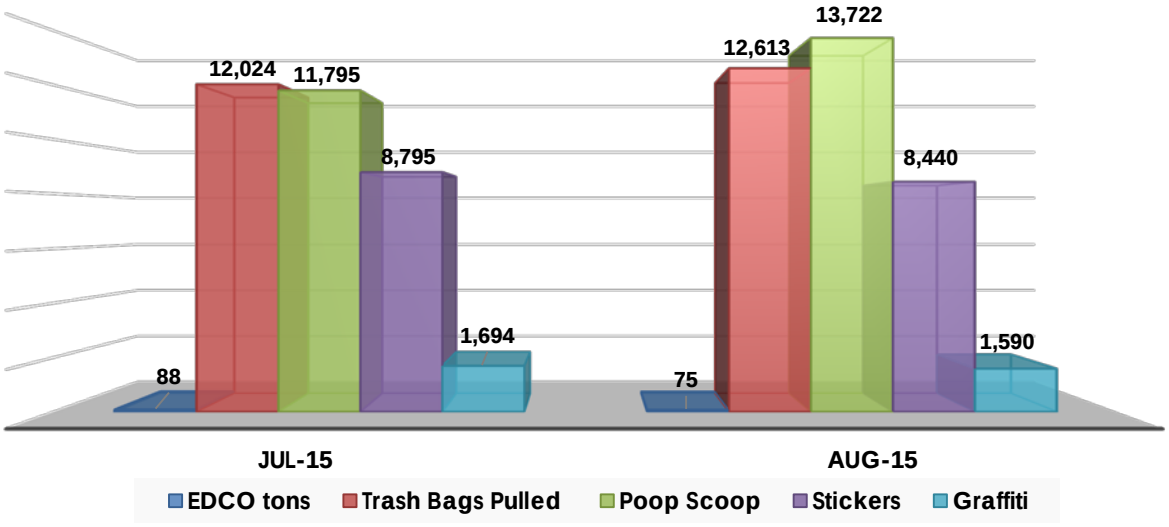

Maintenance Activity Report – Stickers Removed

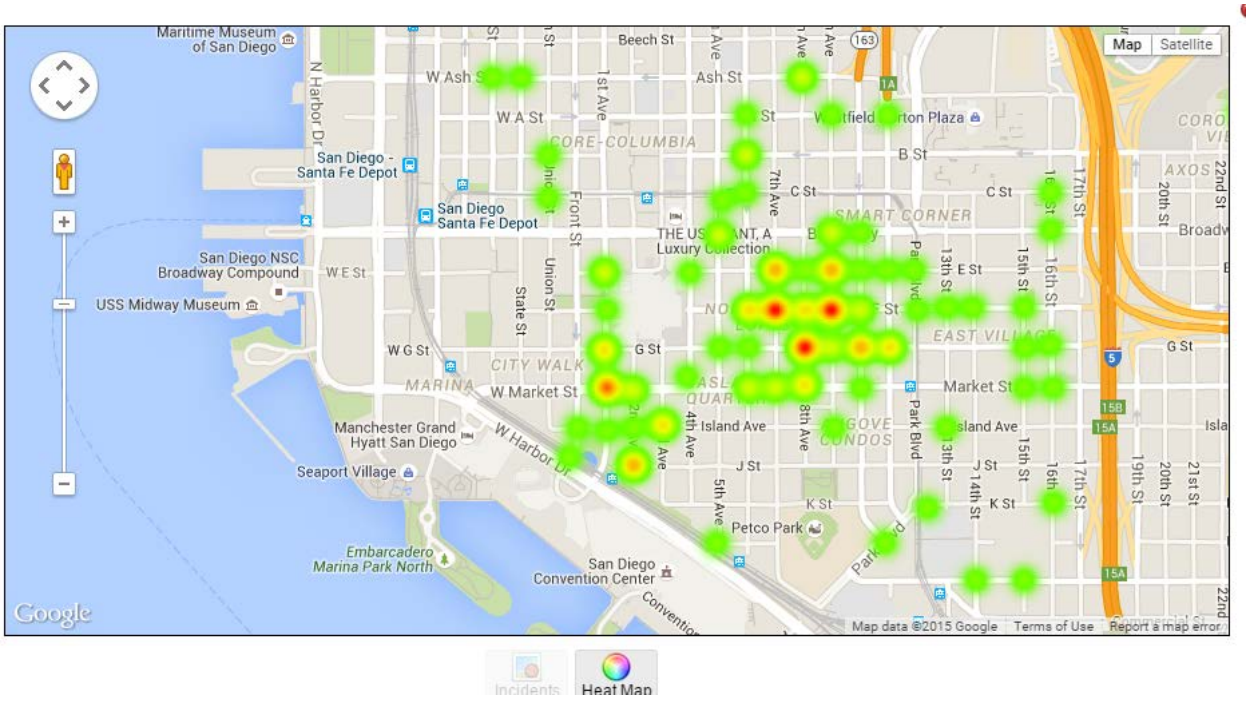

Downtown San Diego Clean & Safe Board Safety Update

Safety Activity Report July - August 2015

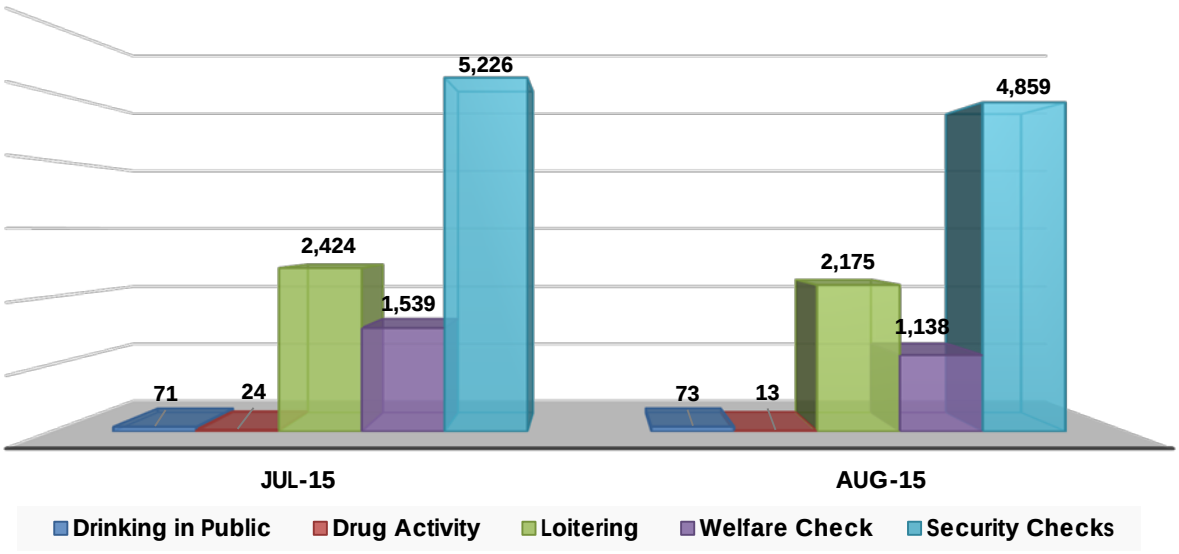

Safety Activity: Drinking in Public

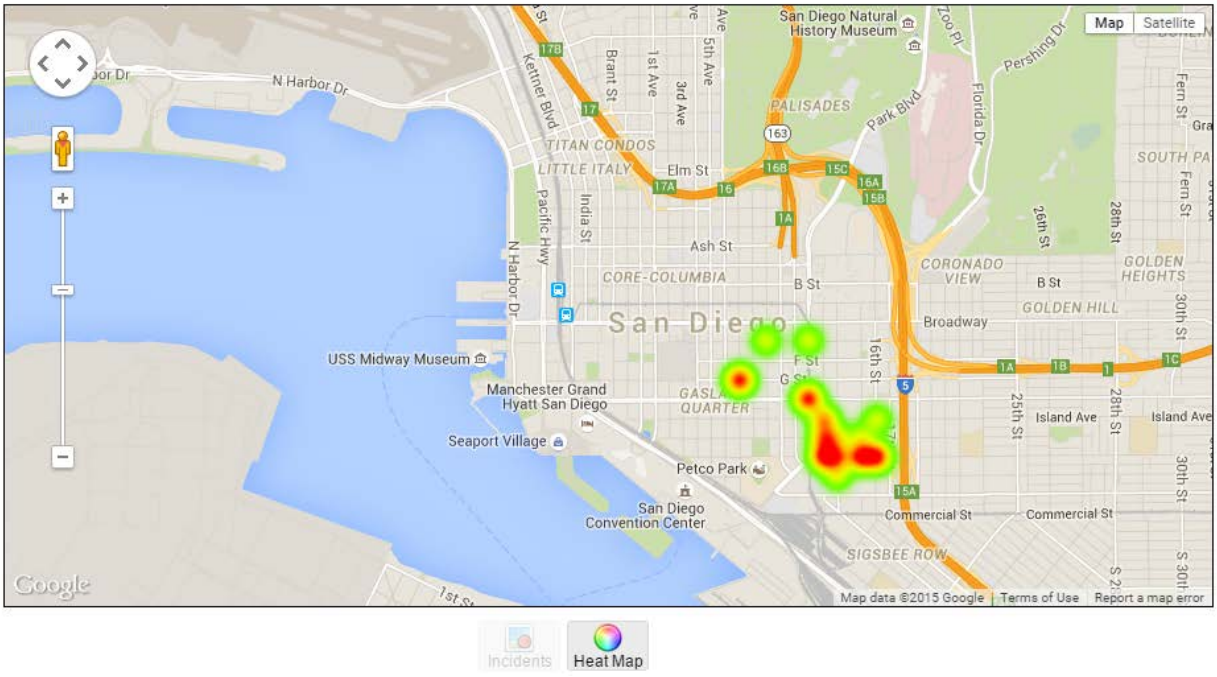

Homeless Outreach Monthly Report

August 2015

THANK YOU FOR YOUR GENEROSITY

Clean & Safe would like to extend a huge thank you to the County of San Diego for choosing us to be one of the recipients of the Community Enhancement grant for FY 2016. This grant will help us continue our highly successful Work Your Way Home program.

We would also like to thank the California Apartment Association for their continuing support in our efforts to help individuals downtown end their homelessness. The CAA has been a wonderful supporter, and we are grateful for their generous contribution.

Follow up calls to *WYWH* participants and summary of clients served:

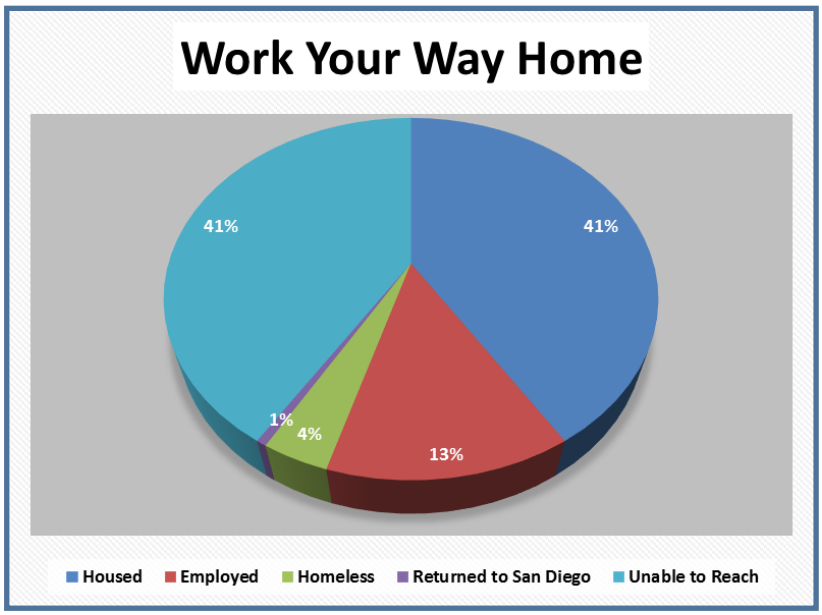

WYWH Summary:

Total Clients Served	**677**
2012	**32**
2013	**147**
2014	**261**
2015	**237**

Of clients called:

41% Have remained in housing
13% Have secured employment
1% Returned to San Diego
4% Report still homeless
41% Unable to reach

Notes:

Unable to Reach: This means that there were several attempts to contact client but no contact was made, this can also mean the contact number was no longer working.

Returned to San Diego: It is difficult to determine how many clients return to San Diego, the only way outreach staff can be sure is if they encounter the client on the street or the client returns to the office.

Monthly Homeless Counts

	Jan	Feb	Mar	Apr	May	June	July	Aug	Sept	Oct	Nov	Dec	Average
East Village	415	468	446	424	386	462	482	405					436
Core Columbia	177	200	173	196	161	171	235	152					183
Marina	22	20	15	16	15	21	29	31					21
Cortez	52	33	22	40	43	48	39	45					38
Gaslamp	19	23	59	19	24	18	25	24					26
Monthly Totals:	685	744	717	695	629	720	810	657					694
Connections Housing Outreach Area	101	61	84	93	88	110	136	95					96

Break Out Numbers For Columbia and Core

Columbia	41	Core	111

News: Clean & Safe would like to thank The Downtown Fellowship of Ministries and Churches for collaborating with us on our monthly homeless sleep count. Representatives from Downtown Fellowship will be joining Clean & Safe staff for the monthly count.

IOT Triage Beds At Saint Vincent de Paul	Outcomes
Clients Placed In Triage Beds August 2015	38
Exited to Permanent Housing	10
Transitional Housing	4
Alcohol and Drug Treatment Placements	3
Hospital	1
Skilled Nursing Facility	1
Crisis House	1
Returned To Street	19

Clean and Safe Financial Variance Report

July 2015

Budget vs. Actual:

Income:

- Assessments were budgeted at $533,380.19 vs. an actual of $496,018.65.
- Park Reimbursements were budgeted at $1,260.00 and the actual was $1,260.00.

Expenses:

- Vehicle Repair & Maintenance was under by $3,340.80, due to the timing of the vehicle repairs.
- Waste Removal was over by $2,048.87, due to an increase in trash during the Comic-Con Convention.
- Streetscape was under by $11,303.32, due to the timing of the project. The project should begin the first week of September.
- Water Feature was under by $1,646.67, due to a negotiated price decreasing the monthly maintenance cost of the water feature.

GL #	Description	July Budget	Actual	Variance
510110	Maintenance Salaries & Wages	$ 179,633.69	$ 179,753.10	$ 119.41
510210	Program Management	$ 2,125.00	$ 2,125.00	$ -
510310	Vehicle Insurance	$ -	$ -	$ -
510410	General Liability Ins.	$ 1,030.40	$ 864.50	$ (165.90)
510510	Cleaning & Janitorial Supplies	$ 8,916.67	$ 9,377.67	$ 461.00
510510	Landscaping Supplies	$ 583.33	$ -	$ (583.33)
510710	District Mailings / Web Services	$ 401.25	$ 109.50	$ (291.75)
510810	Vehicle Repair & Maintenance	$ 7,500.00	$ 4,159.20	$ (3,340.80)
510910	Vehicle Fuel	$ 5,833.33	$ 6,135.20	$ 301.87
511010	Waste Removal	$ 5,350.00	$ 7,398.87	$ 2,048.87
511210	Uniforms	$ 713.33	$ 21.59	$ (691.74)
511310	Training	$ 231.82	$ 42.00	$ (189.82)
511410	Rents / Leases	$ 2,514.50	$ 2,425.30	$ (89.20)
511510	Equipment Leasing / Purchasing	$ 2,916.67	$ 3,175.00	$ 258.33
511610	Electric Services	$ 2,808.75	$ 3,803.04	$ 994.29
511710	Water Services	$ 4,500.00	$ 2,446.56	$ (2,053.44)
511810	Workorder Device Services	$ 1,583.33	$ 2,300.00	$ 716.67
511910	Work Order System	$ 2,258.33	$ 1,500.00	$ (758.33)
512010	Park Maintenance - East Village*	$ 4,166.67	$ -	$ (4,166.67)
512110	Powerwashing	$ 64,158.50	$ 63,922.28	$ (236.22)
512210	Streetscape	$ 11,303.32	$ -	$ (11,303.32)
512310	Tree Trimming MTS	$ -	$ -	$ -
512410	Tree Trimming Neighborhood	$ 8,540.00	$ 8,791.29	$ 251.29
512410	Tree Trimming Palm Trees	$ -	$ -	$ -
512510	Water Feature	$ 4,166.67	$ 2,520.00	$ (1,646.67)
Total Maintence		**$ 321,235.56**	**$ 300,870.10**	**$ (20,365.46)**
520001	Beautification/Placemaking	$ 7,826.67	$ 7,826.67	$ -
520110	Installations/Beautification Salaries & Wages	$ 12,635.67	$ 12,704.58	$ 68.91
520210	Program Management	$ 1,062.50	$ 1,062.50	$ -
520410	General Liability Ins.	$ 147.20	$ 123.50	$ (23.70)
520710	District Mailings / Web Services	$ 200.63	$ 54.75	$ (145.88)
521310	Training	$ 72.73	$ 15.75	$ (56.98)
521410	Rents / Leases	$ 1,089.62	$ 1,050.97	$ (38.65)
522610	Midblock Lighting	$ 16,227.16	$ 16,227.16	$ -
Total Installations / Beautification		**$ 39,262.18**	**$ 39,065.88**	**$ (196.30)**
530110	Disorder & Nuisance Abatement - Salaries & Wages	$ 113,886.34	$ 115,316.37	$ 1,430.03
530210	Program Management	$ 2,125.00	$ 2,125.00	$ -
530410	General Liability Ins.	$ 147.20	$ 123.50	$ (23.70)
530710	District Mailings / Web Services	$ 401.25	$ 109.50	$ (291.75)
531310	Training	$ 136.36	$ 26.25	$ (110.11)
531410	Rents / Leases	$ 3,604.12	$ 3,476.27	$ (127.85)
Total: Disorder and Nuisance Abatement		**$ 120,300.27**	**$ 121,176.89**	**$ 876.62**
540001	Audit & Accounting Services	$ -	$ -	$ -
540002	Office Supplies	$ 583.33	$ 722.87	$ 139.54
540003	Postage & Mailing	$ 89.17	$ 5.95	$ (83.22)
540004	Payroll Services/Parking/Misc	$ 2,500.00	$ 2,638.26	$ 138.26
540005	Office Copier	$ 428.00	$ 705.76	$ 277.76
540006	Travel	$ -	$ -	$ -
540008	Telephones	$ 222.92	$ 245.27	$ 22.35
540009	Legal Expense	$ 500.00	$ -	$ (500.00)
540010	IT Support	$ 583.33	$ -	$ (583.33)
540110	Admin - Salaries & Wages	$ 7,971.06	$ 9,913.88	$ 1,942.82
540210	Program Management	$ 1,770.83	$ 1,770.83	$ -
540211	CEP Program Management	$ 4,341.49	$ 4,341.00	$ (0.49)
540410	General Liability Ins.	$ 147.20	$ 123.50	$ (23.70)
540710	District Mailings / Web Services	$ 334.38	$ 91.25	$ (243.13)
541310	Training	$ 104.55	$ 21.00	$ (83.55)
541410	Rents / Leases	$ 1,173.43	$ 1,131.81	$ (41.62)
541610	Electric Services	$ 312.08	$ 422.56	$ 110.48
541710	Water Services	$ 500.00	$ 271.84	$ (228.16)
Total: Admin		**$ 21,561.77**	**$ 22,405.78**	**$ 844.01**
550001	City Fee	$ 12,500.00	$ 12,500.00	$ -
550002	Contingency	$ 18,520.41	$ -	$ (18,520.41)
Total: Other		**$ 31,020.41**	**$ 12,500.00**	**$ (18,520.41)**
560000	CEP Exclusive			$ -
560001	Business Attraction & Retention	$ -	$ -	$ -
560002	Property Marketing	$ -	$ -	$ -
CEP Total:		**$ -**	**$ -**	**$ -**
	Total:	**$ 533,380.19**	**$ 496,018.65**	**$ (37,361.54)**

Downtown San Diego Clean and Safe
Profit & Loss
July 2015

	Jul 15
Ordinary Income/Expense	
Income	
4020 - City Monthly Reimburseme	494,758.63
4025 - City - Park Reimbursemen	1,260.00
City Fee Income	12,500.00
Midblock Lighting Income	16,227.16
Total Income	524,745.79
Gross Profit	524,745.79
Expense	
510000- Maintenance Expense	
510110- Maintenance S&W's	
4250- Salaries & Wages	120,149.42
4254- Payroll Taxes	10,321.99
4255- Vacation/PTO	13,918.17
4257- Worker's Comp.	20,351.64
4258- Other Ins./Benefits	15,011.88
Total 510110- Maintenance S&W's	179,753.10
510210- Program Management	2,125.00
510410- General Liability Ins.	864.50
510510- Cleaning & Jan. Suppl.	9,377.67
510710- Dis. Mailings/Web Serv.	109.50
510810- Vehicle Repair & Maint.	4,159.20
510910- Vechicle Fuel	6,135.20
511010- Waste Removal	7,398.87
511210- Uniforms	21.59
511310- Training	42.00
511410- Rents Leases	2,425.30
511510- Equip. Lease/Purchase	3,175.00
511610- Electric Services	3,803.04
511710- Water Services	2,446.56
511810- Work Order Device Serv.	2,300.00
511910- Work Order System	1,500.00
512110- Powerwashing	63,922.28
512410- Tree Trimming Neigh.	8,791.29
512510- Water Feature	2,520.00
Total 510000- Maintenance Expense	300,870.10
520000- Installations/Beauti	
520001- Beaut./Placemaking	7,826.67
520110- Install/Beau. S&W's	
4250- Salaries & Wages	8,439.88
4254- Payroll Taxes	784.66
4255- Vacation/PTO	216.51
4257 - Worker's Comp.	2,087.43
4258- Other Ins./Benefits	1,176.10
Total 520110- Install/Beau. S&W's	12,704.58
520210- Program Management	1,062.50
520410- General Liability Ins.	123.50
520710- Dis. Mailings/Web Serv.	54.75
521310- Training	15.75
521410- Rents/Leases	1,050.97
522610- Midblock Lighting	16,227.16
Total 520000- Installations/Beauti	39,065.88
530000- Disorder/Nuis.Abatement	
530110- Dis./Nuis Abate S&W's	
4250- Salaries & Wages	104,757.92
4254- Payroll Taxes	1,853.15
4255- Vacation/PTO	1,109.82

Downtown San Diego Clean and Safe
Profit & Loss
July 2015

	Jul 15
4257 - Worker's Comp.	4,929.97
4258- Other Ins./Benefits	2,665.51
Total 530110- Dis./Nuis Abate S&W's	115,316.37
530210- Program Management	2,125.00
530410- General Liability Ins.	123.50
530710- Dis. Mailings/Web Serv.	109.50
531310- Training	26.25
531410- Rents/Leases	3,476.27
Total 530000- Disorder/Nuis.Abatement	121,176.89
540000- Administration Expense	
540002- Office Supplies	722.87
540003- Postage & Mailing	5.95
540004- Payroll Ser./Park./Misc	2,638.26
540005- Office Copier	705.76
540008- Telephones	245.27
540110- Admin. Sal. & Wages	
4250- Salaries & Wages	6,160.93
4254- Payroll Taxes	686.40
4255- Vacation/PTO	204.25
4257 - Worker's Comp.	1,826.05
4258- Other Ins./Benefits	1,036.25
Total 540110- Admin. Sal. & Wages	9,913.88
540210- Program Management	1,770.83
540211- CEP Program Management	4,341.00
540410- General Liability Ins.	123.50
540710- Dis. Mailings/Web Serv.	91.25
541310- Training	21.00
541410- Rents/Leases	1,131.81
541610- Electric Services	422.56
541710- Water Services	271.84
Total 540000- Administration Expense	22,405.78
550000- Other	
550001- City Fee	12,500.00
Total 550000- Other	12,500.00
Total Expense	496,018.65
Net Ordinary Income	28,727.14
Other Income/Expense	
Other Expense	
6999- Non City Related Expense	0.00
Total Other Expense	0.00
Net Other Income	0.00
Net Income	**28,727.14**

Downtown San Diego Clean and Safe
Profit & Loss by Class
July 2015

	1- Core	2- Columbia	3- Gaslamp	4- East Village	5- Cortez	6- Marina	7- CEP	TOTAL
510000- Maintenance Expense								
510110- Maintenance S&W's								
4250- Salaries & Wages	21,347.29	4,763.82	31,906.84	33,941.12	15,027.00	13,163.35	0.00	120,149.42
4254- Payroll Taxes	2,081.95	472.75	2,538.18	2,978.93	1,179.80	1,070.38	0.00	10,321.99
4255- Vacation/PTO	1,275.09	289.53	8,839.68	1,824.44	763.20	926.23	0.00	13,918.17
4257- Worker's Comp.	5,443.48	1,236.05	0.00	7,788.73	3,084.73	2,798.65	0.00	20,351.64
4258- Other Ins./Benefits	3,027.90	687.54	3,691.42	4,332.43	1,715.85	1,556.74	0.00	15,011.88
Total 510110- Maintenance S&W's	33,175.71	7,449.69	46,976.12	50,865.65	21,770.58	19,515.35	0.00	179,753.10
510210- Program Management	400.78	165.96	396.95	718.46	208.04	234.81	0.00	2,125.00
510410- General Liability Ins.	163.04	67.52	161.49	292.29	84.63	95.53	0.00	864.50
510510- Cleaning & Jan. Suppl.	1,768.63	732.40	1,751.75	3,170.59	918.07	1,036.23	0.00	9,377.67
510710- Dis. Mailings/Web Serv.	20.65	8.55	20.45	37.02	10.72	12.11	0.00	109.50
510810- Vehicle Repair & Maint.	784.42	324.83	776.94	1,406.22	407.19	459.60	0.00	4,159.20
510910- Vechicle Fuel	1,157.10	479.15	1,146.05	2,074.31	600.64	677.95	0.00	6,135.20
511010- Waste Removal	1,395.43	577.85	1,382.11	2,501.56	724.35	817.57	0.00	7,398.87
511210- Uniforms	4.07	1.69	4.03	7.30	2.11	2.39	0.00	21.59
511310- Training	7.92	3.28	7.85	14.20	4.11	4.64	0.00	42.00
511410- Rents Leases	457.41	189.41	453.05	820.00	237.43	268.00	0.00	2,425.30
511510- Equip. Lease/Purchase	598.81	247.97	593.09	1,073.47	310.83	350.83	0.00	3,175.00
511610- Electric Services	717.25	297.02	710.41	1,285.81	372.32	420.23	0.00	3,803.04
511710- Water Services	461.42	191.07	457.02	827.18	239.52	270.35	0.00	2,446.56
511810- Work Order Device Serv.	433.78	179.63	429.64	777.63	225.17	254.15	0.00	2,300.00
511910- Work Order System	282.90	117.15	280.20	507.15	146.85	165.75	0.00	1,500.00
512110- Powerwashing	10,598.77	3,990.63	12,922.80	23,765.20	7,264.08	5,380.80	0.00	63,922.28
512410- Tree Trimming Neigh.	1,989.27	0.00	770.04	2,630.97	1,155.06	2,245.95	0.00	8,791.29
512510- Water Feature	305.93	358.60	417.82	516.85	239.65	681.15	0.00	2,520.00
Total 510000- Maintenance Expense	54,723.29	15,382.40	69,657.81	93,291.86	34,921.35	32,893.39	0.00	300,870.10
520000- Installations/Beauti								
520001- Beaut./Placemaking	2,063.11	724.75	2,834.82	803.02	0.00	1,400.97	0.00	7,826.67
520110- Install/Beau. S&W's								
4250- Salaries & Wages	1,591.76	659.15	1,576.57	2,853.52	826.26	932.62	0.00	8,439.88
4254- Payroll Taxes	147.99	61.28	146.57	265.29	76.82	86.71	0.00	784.66
4255- Vacation/PTO	40.83	16.91	40.44	73.20	21.20	23.93	0.00	216.51
4257 - Worker's Comp.	393.69	163.03	389.93	705.76	204.36	230.66	0.00	2,087.43
4258- Other Ins./Benefits	221.81	91.85	219.69	397.64	115.14	129.97	0.00	1,176.10
Total 520110- Install/Beau. S&W's	2,396.08	992.22	2,373.20	4,295.41	1,243.78	1,403.89	0.00	12,704.58
520210- Program Management	200.39	82.98	198.48	359.23	104.02	117.40	0.00	1,062.50
520410- General Liability Ins.	23.29	9.65	23.07	41.76	12.09	13.64	0.00	123.50
520710- Dis. Mailings/Web Serv.	10.33	4.28	10.23	18.51	5.36	6.04	0.00	54.75
521310- Training	2.97	1.23	2.94	5.33	1.54	1.74	0.00	15.75
521410- Rents/Leases	198.21	82.08	196.33	355.34	102.89	116.12	0.00	1,050.97
522610- Midblock Lighting	3,060.61	1,266.55	3,031.45	5,486.31	1,588.16	1,794.08	0.00	16,227.16
Total 520000- Installations/Beauti	7,954.99	3,163.74	8,670.52	11,364.91	3,057.84	4,853.88	0.00	39,065.88
530000- Disorder/Nuis.Abatement								

Downtown San Diego Clean and Safe
Profit & Loss by Class
July 2015

	1- Core	2- Columbia	3- Gaslamp	4- East Village	5- Cortez	6- Marina	7- CEP	TOTAL
530110- Dis./Nuis Abate S&W's								
4250- Salaries & Wages	29,692.24	3,895.49	13,498.89	46,286.24	4,742.03	3,984.86	2,658.17	104,757.92
4254- Payroll Taxes	471.44	77.83	244.62	748.12	112.49	88.95	109.70	1,853.15
4255- Vacation/PTO	271.09	44.75	140.66	430.18	64.68	51.15	107.31	1,109.82
4257 - Worker's Comp.	1,254.18	207.06	650.76	1,990.23	299.25	236.64	291.85	4,929.97
4258- Other Ins./Benefits	696.41	102.64	337.97	1,094.92	152.26	111.70	169.61	2,665.51
Total 530110- Dis./Nuis Abate S&W's	32,385.36	4,327.77	14,872.90	50,549.69	5,370.71	4,473.30	3,336.64	115,316.37
530210- Program Management	400.78	165.96	396.95	718.46	208.04	234.81	0.00	2,125.00
530410- General Liability Ins.	23.29	9.65	23.07	41.76	12.09	13.64	0.00	123.50
530710- Dis. Mailings/Web Serv.	20.65	8.55	20.45	37.02	10.72	12.11	0.00	109.50
531310- Training	4.95	2.05	4.90	8.88	2.57	2.90	0.00	26.25
531410- Rents/Leases	655.63	271.50	649.37	1,175.33	340.33	384.11	0.00	3,476.27
Total 530000- Disorder/Nuis.Abatement	33,490.66	4,785.48	15,967.64	52,531.14	5,944.46	5,120.87	3,336.64	121,176.89
540000- Administration Expense								
540002- Office Supplies	136.33	56.45	135.03	244.40	70.77	79.89	0.00	722.87
540003- Postage & Mailing	1.12	0.46	1.11	2.01	0.58	0.67	0.00	5.95
540004- Payroll Ser./Park./Misc	497.57	206.05	492.83	892.00	258.29	291.52	0.00	2,638.26
540005- Office Copier	133.11	55.12	131.84	238.62	69.09	77.98	0.00	705.76
540008- Telephones	46.26	19.16	45.82	82.93	24.01	27.09	0.00	245.27
540110- Admin. Sal. & Wages								
4250- Salaries & Wages	1,161.95	481.17	1,150.86	2,083.01	603.16	680.78	0.00	6,160.93
4254- Payroll Taxes	129.46	53.60	128.22	232.07	67.20	75.85	0.00	686.40
4255- Vacation/PTO	38.52	15.95	38.15	69.06	20.00	22.57	0.00	204.25
4257 - Worker's Comp.	344.39	142.61	341.11	617.39	178.77	201.78	0.00	1,826.05
4258- Other Ins./Benefits	195.43	80.93	193.57	350.35	101.46	114.51	0.00	1,036.25
Total 540110- Admin. Sal. & Wages	1,869.75	774.26	1,851.91	3,351.88	970.59	1,095.49	0.00	9,913.88
540210- Program Management	333.98	138.30	330.79	598.72	173.36	195.68	0.00	1,770.83
540211- CEP Program Management	0.00	0.00	0.00	0.00	0.00	0.00	4,341.00	4,341.00
540410- General Liability Ins.	23.29	9.65	23.07	41.76	12.09	13.64	0.00	123.50
540710- Dis. Mailings/Web Serv.	17.21	7.13	17.05	30.85	8.93	10.08	0.00	91.25
541310- Training	3.96	1.64	3.92	7.10	2.06	2.32	0.00	21.00
541410- Rents/Leases	213.46	88.40	211.42	382.66	110.81	125.06	0.00	1,131.81
541610- Electric Services	79.69	33.00	78.93	142.87	41.37	46.70	0.00	422.56
541710- Water Services	51.27	21.23	50.78	91.91	26.61	30.04	0.00	271.84
Total 540000- Administration Expense	3,407.00	1,410.85	3,374.50	6,107.71	1,768.56	1,996.16	4,341.00	22,405.78
550000- Other								
550001- City Fee	2,238.90	926.50	2,217.56	4,013.34	1,161.77	1,312.40	629.53	12,500.00
Total 550000- Other	2,238.90	926.50	2,217.56	4,013.34	1,161.77	1,312.40	629.53	12,500.00
Total Expense	101,814.84	25,668.97	99,888.03	167,308.96	46,853.98	46,176.70	8,307.17	496,018.65
Parks Deduction:	(152.97)	(179.30)	(208.91)	(258.43)	(119.83)	(340.58)	-	(1,260.00)
Total Reimbursement Due:	**101,661.87**	**25,489.67**	**99,679.12**	**167,050.53**	**46,734.15**	**45,836.12**	**8,307.17**	**494,758.65**

Downtown San Diego Clean and Safe
Balance Sheet
As of July 31, 2015

	Jul 31, 15
ASSETS	
Current Assets	
Checking/Savings	
1000- Wells Fargo Checking Acct	69,189.34
Total Checking/Savings	69,189.34
Accounts Receivable	
Accounts Receivable	496,018.63
Total Accounts Receivable	496,018.63
Other Current Assets	
1006 - Reversing JE's	-3,437.50
Total Other Current Assets	-3,437.50
Total Current Assets	561,770.47
TOTAL ASSETS	**561,770.47**
LIABILITIES & EQUITY	
Liabilities	
Current Liabilities	
Accounts Payable	
Accounts Payable	198,043.33
Total Accounts Payable	198,043.33
Other Current Liabilities	
2300 - Advances from the City	335,000.00
Total Other Current Liabilities	335,000.00
Total Current Liabilities	533,043.33
Total Liabilities	533,043.33
Equity	
Net Income	28,727.14
Total Equity	28,727.14
TOTAL LIABILITIES & EQUITY	**561,770.47**